
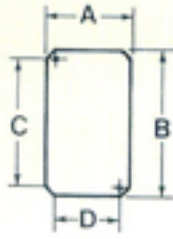
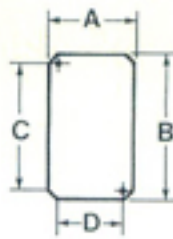
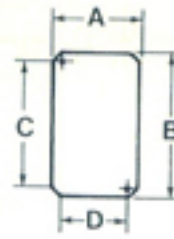
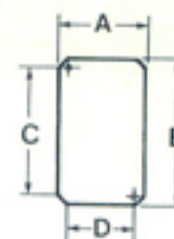
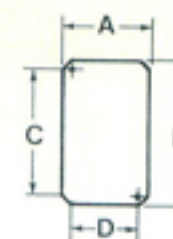
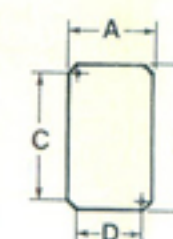



SHINOHAWA

TYPE K (DIN RAIL TYPE) CONTACTORS



ITEM NO.		S-K10			S-K11			S-K12			S-K18			S-K20			S-K21		
3 ϕ MOTOR RATING	V	220	440	500	220	440	500	220	440	500	220	440	500	220	440	500	220	440	500
	KW	2.2	2.7	2.7	2.7	4	5.5	2.7	4	5.5	3.7	5.5	5.5	4	7.5	7.5	4	7.5	7.5
AC-1 & I _n (A)		20			20			20			25			32			32		
NUMBER OF AUX. POLES		1 NO			1 NO			1 NC						1 NO+1 NC			2 NO+2 NC		
WEIGHT (kg)		0.28			0.28			0.9			0.45			1.2			1.2		
DIMENSIONS (mm)		 A=44 B=66 C=50 D=35			 A=44 B=66 C=50 D=35			 A=53 B=66 C=50 D=40			 A=45 B=67 C=50 D=35			 A=68 B=80 C=60 D=54			 A=68 B=80 C=60 D=54		
AUXILIARY CONTACT BLOCK		 UA-AX02 (2NC) UA-AX11 (1NO+1NC) UA-AX20 (2NO)																	
WEIGHT (kg)		0.1																	

(sk10,11 use only)